

REMOTE VIEWING SESSION DATA

```
*****
*
* Remote Viewer : GP
*
* Interviewer : ED
*
* Observer(s) : _____
*
*
* Date : 05/10/87
*
* Starting time : 0832 hours, local
*
* Site # : 0185
*
* Site Acquisit.: (CRV) ERV PRV ARV BRV Other _____
*
* Working Mode : (GT) HEM Other _____
*
* Feedback class: A (B) C
*
*****
```

```
*****
*
* Ending time : _____ hours, local
*
* Notes : _____
*
* Highest stage : 52
*
* Evaluation : (4) _____
*
*****
```

```
*****
*
* Actual site : CHATOPS PYRAMID
*
* RV summary : _____
*
*
*
*
*****
```

FT Meade
Monitored

5 Oct


0832

0185
6242

miss B/c


0185
6243 

A. curving around
vertical
semi soft
B. —

0185
6243 

A. curving around
soft show
B. —

0185
6243



A. curving around
serifsoft
B. —

conf Bk
man-made, minimal

0185
6243



A. across angle curving up and around
serifsoft
airy above + under
B. structure

S2
white
metallic

AOL Bk
St Louis arch.

0185

0243



A. across angle around
fluidy

B. liquid.

A. across
hard

B. —

52

smooth
open

0185


0243



—

A. curving up

185
6243




A. curving up and around
hard + airy
B. structure

82
cool
large
narrow.

5

0185

6243



Missile

0185


6243



A. angle curving up around

0185

6243



A. across angle vertical up curving across
curving down.

man-made

B. structure

S2
red
buzzy
green
big
long

AOLBK
Bridge.

0185
6243



A. Diagonal up across

huda below
air + solid
area

B. structure

S2
sharp
thin
gray
motion

AOL-BL/D
Bridge

Site is structure. Very large long, maybe ~~look~~ ~~with~~

0185
074?

S2


A. Across circle up
man-made

B. structure

0185
6243

Miss BK

0185
6243



A. Disguised up
man-made
str. solid
B. structure

SZ
tough
bright

AOL BK
place where
people congregate

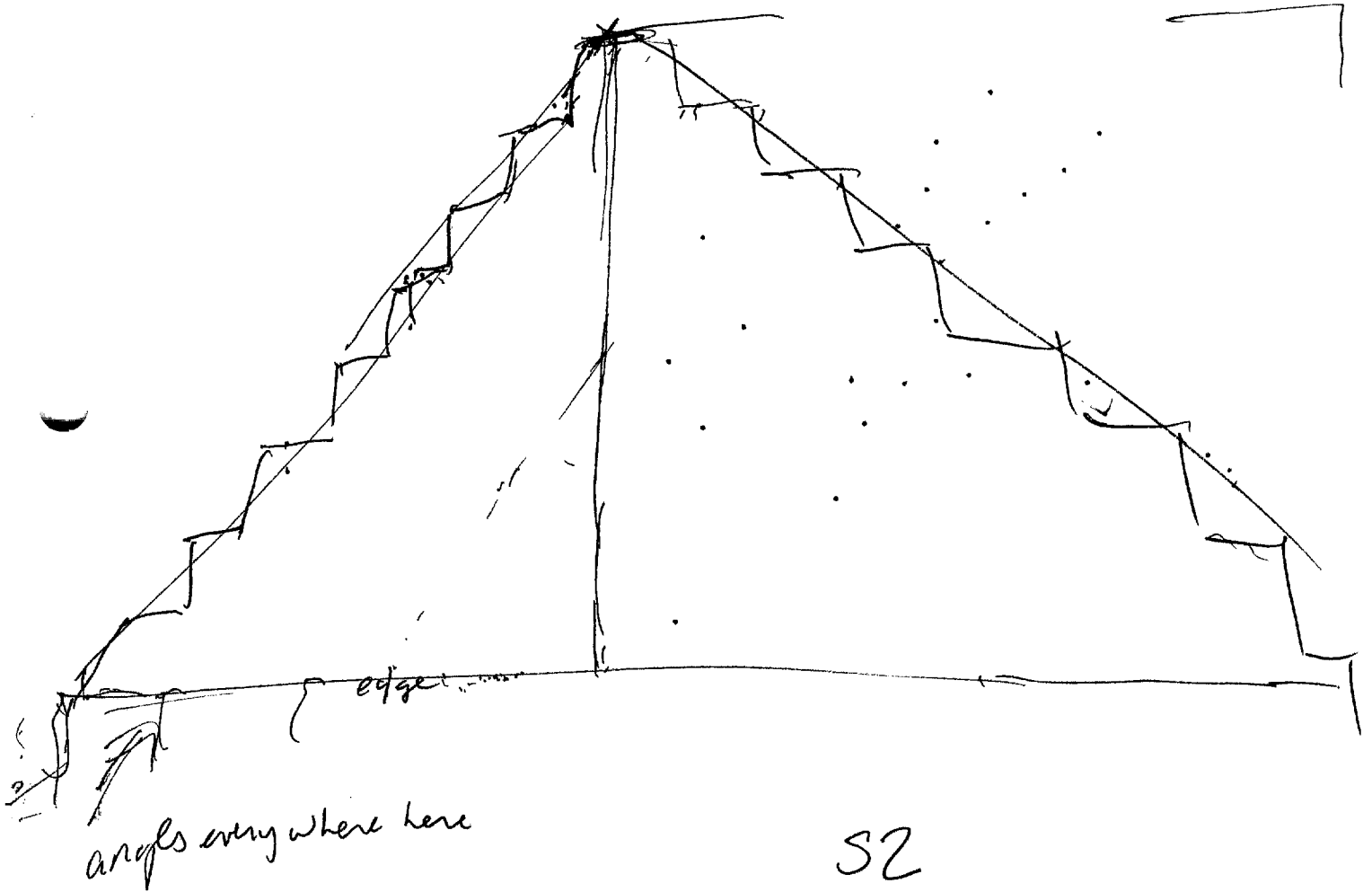
AOL BK

Hand's in structure
Different substructure

AOL BK
Transamerica
Bldg in S.F.

long
high
narrow
high
angles
diagonals

to



SZ
warm
high
wind sound

AOL BK
Desert...
Pyramid

SG1J S2 SESSION COMMENTARY
5 OCTOBER 1987 AM SESSION
[REDACTED]

My rapid almost panicky execution of ideograms caused some problems today. The sloppiness of the ideograms caused minor inaccuracies in their translation, which ultimately led to reduced contact with the signal line and AOL drive (bridge). Slowing down and relaxing while the ideogram is drawn will result in a more accurate depiction of the site gestalt. Such an ideogram is easier to translate correctly and will allow me to establish strong signal line contact early on in stage 1.

I seem to have a strong need to develop an orientation / dimensional feel of the site, it is at this point that I feel that I am in good contact with the signal and start to get more S2s. I still worry because S2 for me is not as of yet the fast and furious process that Paul described in lecture. More practice and less editing is needed I suppose.